

CLARTON HORN MEXICO S. DE R.L. DE C.V.

CONTENTS

	Page(s)
Balance sheets	1
Statements of comprehensive income	2
Statements of equity	3
Statements of cash flows	4
Notes to the financial statements	5-16

CLARTON HORN MEXICO S. DE R.L. DE C.V.

Subsidiary of CLARTON HORN S.A.U.

BALANCE SHEETS AT MARCH 31, 2024 AND MARCH 31, 2023

(NOTES 1, 2, 11, 12 AND 13)

(Amounts stated in pesos)

	Note	MARCH 2024	MARCH 2023
ASSETS:			
Machinery and equipment, net	4	\$ 66,125,851	\$ 75,813,964
Intangible assets		236	30,563
Non-current assets		66,126,087	75,844,527
Inventories		38,476,153	32,185,941
Current tax asset		9,610,657	8,548,011
Trade and other receivables		44,188,650	33,533,558
Related parties receivables	5	1,143,689	1,241,558
Advance to suppliers		-196,901	655,199
Prepayments and other assets		1,595,573	1,963,414
Cash and cash equivalents		9,478,071	3,015,644
Current assets		104,295,892	81,143,325
Total assets		170,421,979	156,987,852
EQUITY:			
Capital	7	157,180,681	157,180,681
Retained earnings	8	(148,646,342)	(142,631,445)
- Net profit (loss) for the year		(11,249,609)	(6,014,897)
Other Equity		0	0
Total equity		(2,715,270)	8,534,339
LIABILITIES:			
Loans	6	0	0
Contingencies	10	0	0
Non-current liabilities		0	0
Current income tax liability	9	0	0
Current tax liabilities		6,274,280	5,695,063
Trade and other payables		20,399,859	15,307,626
Loans short term	6	8,201,189	8,283,781
Related parties payables	5	128,689,863	111,928,402
Accrued expenses		9,572,058	7,238,641
Current liabilities		173,137,249	148,453,513
Total liabilities		173,137,249	148,453,513
Total equity and liabilities		\$ 170,421,979	\$ 156,987,852

The accompanying notes are an integral part of these financial statements.

Mr. Rajesh Rustagi
Board Director

Mr. Juan Pedro Taberero
Board Director

Mr. Iñigo Arricaberri de la Iglesia
Plant Manager

CLARTON HORN MEXICO S. DE R.L. DE C.V.

Subsidiary of CLARTON HORN S.A.U.


STATEMENTS OF COMPREHENSIVE INCOME

PERIODS ENDED MARCH 31, 2024 AND MARCH 31, 2023

(NOTES 1, 2, 11, 12 AND 13)

(Amounts stated in pesos)

	Note	MARCH 2024	MARCH 2023
Net sales		\$ 220,251,046	\$ 181,351,044
Material Cost		140,025,457	128,984,823
Gross profit		80,225,589	52,366,221
Other operating income		615,046	1,548,337
Personal Cost		31,659,461	20,991,936
Operating expenses		54,874,632	37,974,151
Other expenses		10,801,393	12,467,687
Operating loss		(16,494,851)	(17,519,216)
Net finance costs		(5,245,242)	(11,504,319)
Profit (Loss) before tax		(11,249,609)	(6,014,897)
Income tax	9	0	0
Deferred Income tax	9	0	0
Net profit (loss)		(11,249,609)	(6,014,897)
Other comprehensive income		0	0
Net comprehensive profit (loss)		\$ (11,249,609)	\$ (6,014,897)



The accompanying notes are an integral part of these financial statements.

Mr. Rajesh Rustagi
Board DirectorMr. Juan Pedro Tabernero
Board Director
Mr. Iñigo Arricaberri de la Iglesia
Plant Manager

CLARTON HORN MEXICO S. DE R.L. DE C.V.

Subsidiary of CLARTON HORN S.A.U.

STATEMENTS OF EQUITY

PERIODS ENDED MARCH 31, 2024 AND MARCH 31, 2023

(NOTES 1, 2, 11, 12 AND 13)

(Amounts stated in pesos)

	RETAINED EARNINGS				PARTNERS' EQUITY
	CAPITAL (Note 7)	(Note 8)		OCI	
		PRIOR YEARS	CURRENT YEAR		
BALANCES AT					
MARCH 31, 2022	\$ 144,933,010	\$ (120,193,385)	\$ (22,438,060)	\$ (508,681)	\$ 1,792,884
Appropriation of net loss of fiscal 2022		(22,438,060)	22,438,060		0
Net loss as of March 2023			(6,014,897)		(6,014,897)
Capital Increase	12,247,671				12,247,671
Other Comprehensive Income (Loss) Net				508,681	508,681
BALANCES AT					
MARCH 31, 2023	\$ 157,180,681	\$ (142,631,445)	\$ (6,014,897)	\$ 0	\$ 8,534,339
Appropriation of net loss of fiscal 2023		(6,014,897)	6,014,897		0
Net loss as of March 2024			(10,170,615)		(10,170,615)
Other Comprehensive Income (Loss) Net				0	
BALANCES AT					
MARCH 31, 2024	\$ 157,180,681	\$ (148,646,342)	\$ (11,249,609)	\$ 0	\$ (2,715,270)

The accompanying notes are an integral part of these financial statements.

Mr. Rajesh Rustagi
Board DirectorMr. Juan Pedro Tabernero
Board DirectorMr. Iñigo Arricaberry de la Iglesia
Plant Manager

CLARTON HORN MEXICO S. DE R.L. DE C.V.
Subsidiary of CLARTON HORN S.A.U.
STATEMENT OF CASH FLOWS
PERIODS ENDED MARCH 31, 2024 AND MARCH 31, 2023
(NOTES 1, 2, 11, 12 AND 13)
(Amounts stated in pesos)

	<u>MARCH</u> <u>2024</u>	<u>MARCH</u> <u>2023</u>
Cash flow from operating activities:		
Profit (Loss) before tax	\$ (11,249,609)	\$ (6,014,897)
Reconciliation of net income to net cash provided by (used in) operating activities		
Depreciation and amortization	10,801,393	12,467,687
Adjustments of other periods	0	726,921
	<u>(448,216)</u>	<u>7,179,711</u>
Changes in operating assets and liabilities:		
(increase) decrease in:		
Accounts receivable	(11,619,869)	(9,444,775)
Inventories	(6,290,212)	1,717,262
Prepaid and other assets	1,219,941	(728,985)
Accounts payable	22,016,333	20,302,683
Other liabilities	2,333,417	(3,013,979)
Taxes payable	579,217	1,779,838
Income tax paid	0	0
Cash provided by (used in) operating activities	<u>7,790,611</u>	<u>17,791,755</u>
Cash flow from investing activities:		
Acquisition of property and equipment	(1,082,954)	(382,263)
Proceeds from sale	0	0
Cash provided by (used in) financing activities	<u>(1,082,954)</u>	<u>(382,263)</u>
Cash flow from financing activities		
Capital contribution	0	
Loan payment and dispositions, net	(245,230)	(17,669,301)
Net cash flows provided by financing activities	<u>(245,230)</u>	<u>(17,669,301)</u>
Cash flow and temporary investments:		
Increase (decrease) in cash and temporary investments	<u>6,462,427</u>	<u>(259,809)</u>
Balance at beginning of year	3,015,644	3,275,453
Balance at end of year	<u>\$ 9,478,071</u>	<u>\$ 3,015,644</u>

The accompanying notes are an integral part of these financial statements.

Mr. Rajesh Rustagi
Board Director

Mr. Juan Pedro Taberero
Board Director

Mr. Iñigo Arricaberri de la Iglesia
Plant Manager

CLARTON HORN MEXICO S. DE R.L. DE C.V.

Subsidiary of CLARTON HORN S.A.U.

NOTES TO THE FINANCIAL STATEMENTS

AT MARCH 31, 2024 AND MARCH 31, 2023

(Amounts stated in pesos except otherwise stated)

NOTE 1 - DESCRIPTION OF BUSINESS

CLARTON HORN MEXICO S. DE R.L. DE C.V. ("the Company"), a subsidiary of CLARTON HORN S.A.U., was incorporated in accordance with Mexican Law on August, 2014 and manufactures and sells a wide range of competitive automotive horns including specific connectors.

NOTE 2 - BASIS OF PREPARATION OF THE FINANCIAL STATEMENTS

The Company translated into English the accompanying financial statements originally issued in Spanish for convenience of users in other countries.

Financial Reporting Standards:

The accompanying financial statements have been prepared in accordance with and comply with Mexican Financial Reporting Standards (MFRS) to present a fair presentation of the financial position of the Company. The MFRS establish that International Financial Reporting Standards (IFRS), International Accounting Standards (IAS), Interpretations to the International Financial Reporting Standards (IFRIC) and the definitions of Standing Interpretations Committee (SIC) apply as a supplementary part of MFRS, when the absence of MFRS requires it.

Effects of inflation on the financial information:

In accordance with the provisions of MFRS B-10 "Effects of inflation", the Mexican economy is not considered inflationary, since cumulative inflation has been below 26% (threshold for defining whether the Mexican economy should be considered as inflationary) in the most recent three-year period. Therefore, as of January 1, 2008 the Companies would discontinue the recognition of effects of inflation on the financial statements. The accompanying financial statements as of March 31, 2024 and March 31, 2023 are prepared under the historical cost basis.

Monetary unit of financial statements:

Monetary unit of the financial statements - The financial statements and footnotes as of March 31, 2024, and March 31, 2023, and for the years then ended were determined and presented in Mexican pesos of distinct purchasing power.

Functional currency:

The Company's bookings and reporting functional currency is the Mexican peso. In addition, the Company has monetary assets and liabilities denominated in foreign currencies, mainly in US dollars; therefore, the Company is exposed to foreign exchange rate risks arising from transactions entered over the normal course of business.

Comprehensive income:

Comprehensive income comprises net income of the year and items required by specific financial reporting standards to be reflected in equity, but which do not constitute capital contributions, reductions or distributions.

Classification of costs and expenses:

The Company classified its costs and expenses presented in the statements of comprehensive income according to their function because of the practice of the Company's industry.

Approval of financial statements:

The accompanying financial statements and related notes at and for the periods ended March 31, 2024 and March 31, 2023 were approved by the Board Directors on April 17, 2024 and are duly authorized for such purpose.

SUMMARY OF SIGNIFICANT ACCOUNTING POLICIES


The significant accounting policies used in the preparation of the financial statements are described below:

a). Revenue recognition

Revenue recognition contracts with customers

Revenue is recognised at an amount that reflects the consideration to which the entity is expected to be entitled in exchange for transferring goods or services to a customer. For each contract with a customer, the entity: identifies the contract with a customer; identifies the performance obligations in the contract; determines the transaction price which takes into account estimates of variable consideration and the time value of money; allocates the transaction price to the separate performance obligations on the basis of the relative stand-alone selling price of each distinct good or service to be delivered; and recognizes revenue when or as each performance obligation is satisfied in a manner that depicts the transfer to the customer of the goods or services promised.

Variable consideration within the transaction price, if any, reflects concessions provided to the customer such as discounts, rebates and refunds, any potential bonuses receivable from the



customer and any other contingent events. Such estimates are determined using either the 'expected value' or 'most likely amount' method. The measurement of variable consideration is subject to a constraining principle whereby revenue will only be recognized to the extent that it is highly probable that a significant reversal in the amount of cumulative revenue recognized will not occur. The measurement constraint continues until the uncertainty associated with the variable consideration is subsequently resolved. Amounts received that are subject to the constraining principle are recognized as a refund liability.

Sale of goods

Revenue from the sale of goods is recognized at the point in time when the customer obtains control of the goods, which is generally at the time of delivery.

b). Cash and cash equivalents

Cash and cash equivalents includes cash on hand, deposits held at call with financial institutions, other short-term, highly liquid investments with original maturities of three months or less that are readily convertible to known amounts of cash and which are subject to an insignificant risk of changes in value. The Company has no transactions with derivative financial instruments.

c). Trade accounts receivables

Trade receivables are initially recognized at fair value and subsequently measured at amortized cost using the effective interest method, less any allowance for expected credit losses.

The entity has applied the simplified approach to measuring expected credit losses, which uses a lifetime expected loss allowance. To measure the expected credit losses, trade receivables have been grouped based on days overdue.

Recoveries of trade receivables previously written off are recorded when received.

d). Inventory and cost of product sales

Inventories are valued at acquisition or manufacturing average cost which approximates actual cost.

Cost comprises of direct materials and delivery costs, direct labour, import duties and other taxes, an appropriate proportion of variable and fixed overhead expenditure based on normal operating capacity and is determined by using average costs of the month they are consumed in or inventories are realized.

e). Property, machinery and equipment and depreciation

Property, machinery, and equipment are capitalized at historical cost not exceeding the individual acquisition cost. Depreciation is computed using the straight-line method, based on the estimated useful lives of the assets. The depreciation is computed at the time when economic benefits are realized. Annual depreciation rates are as follows:

	Depreciation rates
Machinery	9%
Office furniture and equipment	10%
Computers	33%
Vehicles	25%
Leasehold Improvements*	19%
Software	33%
Tools	50%

* Leasehold improvements are depreciated over the unexpired period of the lease or the estimated useful life of the assets, whichever is shorter.

Maintenance and repairs are expensed as incurred; other disbursements which materially add value to the property are capitalized. Gains or losses on dispositions of property and equipment are added as income.

Management reviews long-lived assets for indicators of impairment whenever events or changes in circumstances indicate that the carrying amount would not be recoverable. The evaluation is performed at the lowest level of identifiable cash flows. Undiscounted cash flows expected to be generated by the related assets are estimated over the asset's useful life based on updated projections. If the evaluation indicates that the carrying amount of the asset would not be recoverable, any potential impairment is measured based upon the fair value of the related asset or asset group as determined by an appropriate market appraisal or other valuation technique.


At March 31, 2024 and March 31, 2023, there are no indicators of impairment and the Company did not consider necessary to recognize an adjustment for this item.

f). Recording of liabilities:

These amounts represent liabilities for goods and services provided to the entity prior to the end of the financial year and which are unpaid. Due to their short-term nature, they are measured at amortized cost and are not discounted.

g). Use of provision and estimates

Provisions are recognized when the entity has a present (legal or constructive) obligation as a result of a past event, it is probable the entity will be required to settle the obligation, and a reliable estimate can be made of the amount of the obligation. The amount recognized as a provision is the best estimate of the consideration required to settle the present obligation at the reporting date, taking into account the risks and uncertainties surrounding the obligation. If the time value of money is material, provisions are discounted using a current pre-tax rate specific to the liability. The increase in the provision resulting from the passage of time is recognized as a finance cost.



h). Employee benefits

In accordance with the Mexican Federal Labor Law, permanent employees and workers are eligible for a seniority bonus equivalent to twelve days salary for each year of service (the computable daily wage should not exceed the double of the minimum salary in effect), provided that employees have completed at least fifteen years of service. This requirement is not necessary in the event of death, disability, or separation due to an unjustified reason.

In accordance with the Federal Labor Law, the Company has a contingent liability for severance payments to personnel in cases of voluntary retirement under certain circumstances. The amount of severance payments to personnel are expensed as incurred. At March 31, 2024 and March 31, 2023 the Company has not calculated the potential exposure of this contingency.

i) Statutory employee profit.

The Employees' statutory profit sharing (PTU) is booked in the results of the year when incurred and disclosed as expense. At March 31, 2024 and March 31, 2023, the Company did not require to accrue a provision for this purpose.


j) Income taxes

The income tax expense or benefit for the period is the tax payable on that period's taxable income based on the applicable income tax rate for the country, adjusted by the changes in deferred tax assets and liabilities attributable to temporary differences, unused tax losses and the adjustment recognized for prior periods, where applicable.

The Company recognizes current and deferred taxes in accordance with MFRS D-4 "Income Taxes", MFRS D-4; Deferred tax assets and liabilities are recognized for temporary differences at the tax rates expected to be applied when the assets are recovered or liabilities are settled, based on those tax rates that are enacted or substantively enacted, except for:

- When the deferred income tax asset or liability arises from the initial recognition of goodwill or an asset or liability in a transaction that is not a business combination and that, at the time of the transaction, affects neither the accounting nor taxable profits; or
- When the taxable temporary difference is associated with timing of the reversal can be controlled and it is probable that the temporary difference will not reverse in the foreseeable future.

At March 31, 2024 and March 31, 2023, the Company has not accrued a provision for this purpose as business operations are not at mature stage and due to ongoing global economy crisis.



k). Financial expense.

Financial expense in the Statements of comprehensive income includes the financial expenses and income, as well as the exchange rate profit and loss, net of the amounts capitalized.

l). Foreign currency transactions.

Foreign currency transactions are recorded at the exchange rate at the date on which they are carried out. Foreign currency denominated assets and liabilities are stated in local currency at the current exchange rate at the closing date. Foreign exchange gains and losses resulting from the settlement of such transactions and from the translation at financial year-end exchange rates of monetary assets and liabilities denominated in foreign currencies are recognized in profit or loss.

m). Rounding of amounts

Amounts in this report have been rounded off to the nearest currency unit.

NOTE 3 FOREIGN CURRENCY POSITION

At March 31, 2024, the exchange rate was \$ 16.6780 per US dollar; \$ 18.0389 per Euro.

At March 31, 2023, the exchange rate was \$ 18.1052 per US dollar; \$ 19.6695 per Euro.

At March 31, 2024 and March 31, 2023, the Company had the following foreign currencies monetary assets and liabilities:

US Dollars

	<u>MARCH 2024</u>	<u>MARCH 2023</u>
Assets	\$ 3,202,608	\$ 2,001,581
Liabilities	<u>7,063,072</u>	<u>5,855,793</u>
Monetary position, net	\$ (3,860,464)	\$ (3,854,212)

Euros

	<u>MARCH 2024</u>	<u>MARCH 2023</u>
Assets	€ 18,990	€ 21,267
Liabilities	<u>1,939,467</u>	<u>1,452,135</u>
Monetary position, net	€ (1,920,477)	€ (1,430,868)



NOTE 4 - MACHINERY AND EQUIPMENT, NET

This line item is summarized as follows:

	MARCH	MARCH
	2024	2023
Machinery and equipment	\$ 106,303,376	\$ 106,303,376
Furniture and equipment	1,405,616	1,396,268
Computer applications	2,671,484	2,663,579
Tooling	15,076,624	15,076,624
Technical Facilities	6,411,403	6,206,377
Building and improvements	1,201,552	357,134
Total Investment	<u>133,070,055</u>	<u>132,003,358</u>
Accumulated depreciation	74,758,132	63,987,065
Subtotal	<u>58,311,923</u>	<u>68,016,293</u>
Construction in process	7,813,928	7,797,671
Total Machinery and equipment, net	<u>\$ 66,125,851</u>	<u>\$ 75,813,964</u>

Machinery and equipment comprise down payments to suppliers for machinery and equipment acquisitions. The charge to the results of the year for depreciation and amortization amounted to \$10,801,393 as of March 31, 2024 (and \$12,467,687 as of March 31, 2023).

NOTE 5 -RELATED PARTIES

This line item is summarized as follows:

Receivables

<u>Company</u>	<u>Nature</u>	<u>Term</u>	MARCH	MARCH
			2024	2023
Clarton Horn SAU	Other operating income	None	\$ 585,622	\$ 635,735
Uno Minda Limited	Other operating income	None	<u>558,067</u>	<u>605,823</u>
			<u>\$ 1,143,689</u>	<u>\$ 1,241,558</u>

Payables

Clarton Horn SAU	Purchase and expenses	None	\$ 124,251,623	\$ 107,242,385
Clarton Horn SAU	Loans	None	<u>4,438,240</u>	<u>4,686,017</u>
			<u>\$ 128,689,863</u>	<u>\$ 111,928,402</u>

The accounts receivable and payable and loans aforementioned resulted from the transactions carried out during March 31, 2024 and March 31, 2023 which are detailed in the chart below and which are to be settled through cash collections and or payments.

The following transactions were performed with related parties:

	<u>MARCH 2024</u>	<u>MARCH 2023</u>
Expenses	\$ 9,896,595	\$ 25,750,769
Purchases	<u>75,383,977</u>	<u>69,523,769</u>
Subtotal	<u>85,280,572</u>	<u>95,274,538</u>
Net Sales	94,077	0
Other operating income	<u>56,258</u>	<u>769,628</u>
Net transactions	\$ <u>85,430,907</u>	\$ <u>96,044,166</u>

Additionally, the following transactions were performed with related parties.

	<u>MARCH 2024</u>	<u>MARCH 2023</u>
Machinery and equipment purchase	\$ 0	\$ 34,257
Loan	<u>0</u>	<u>0</u>
Total additional transactions	<u>0</u>	<u>34,257</u>

NOTE 6 - LOANS

This line item is summarized as follows:

	<u>MARCH 2024</u>	<u>MARCH 2023</u>
Total Loan	\$ 8,201,189	\$ 8,283,781
Less current maturities (Eur)	0	0
Less current maturities (DlIs)	<u>8,201,189</u>	<u>8,283,781</u>
Total Short-term	<u>8,201,189</u>	<u>8,283,781</u>
Total Long-term loans	\$ <u>0</u>	\$ <u>0</u>

On December 18, 2017, BBVA agreed to finance foreign trade operations of the Company for a maximum amount of €500,000. The annual interest rate is EURIBOR +0.8500 points according to the interval of days payable. At March 31, 2024, the current balance amounts \$0 US dollar.

On February 14, 2018, the Company entered into a term loan with La Caixa bank in the amount of \$500,000 US dollars, through maturity on October, 2024. The interest rate on the loan is a fixed rate of 6.538%, per annum. At March 31, 2024, the current balance amounts \$491,737 US dollars (\$457,536 US dollars in March 31, 2023).

NOTE 7 – CAPITAL

The fixed and variable capital stock is represented by registered common shares with a par value.

	<u>MARCH 2024</u>	<u>MARCH 2023</u>
Fixed capital	\$ 5,000	\$ 5,000
Variable portion	<u>157,175,681</u>	<u>157,175,681</u>
Total	<u>\$ 157,180,681</u>	<u>\$ 157,180,681</u>

In accordance with the partner’s resolution of December 14, 2022, the Company increased the capital contributed amounting 12,247,671 pesos (twelve million two hundred and forty-seven thousand six hundred and seventy-one pesos).

NOTE 8 – RETAINED EARNINGS

a). Net income of the year is subject to the resolutions adopted at the General Partners' Meeting, as well as the provisions of its bylaws and the General Corporate Law, which set forth that 5% of income should be allocated to increase the legal reserve until that reserve equals 20% of paid-in capital.

b). Dividends.

If dividends are paid out of the CUFIN will be free of income tax, they have already been taxed. If the Company decides to pay dividends in 2020 exceeding the balance of the CUFIN, income tax will be due by applying a 30% rate to the result of multiplying the dividends paid in excess by the 1.4286 factor. Income tax due will be payable by the Company, and it would be credited against income tax the Company is subject to in the three following fiscal years. At March 31, 2024 and March 31, 2023, the Company has not originated profits.

NOTE 9 – INCOME TAX.

a). Accounting and tax criteria include items that affect the real Income Tax rate set forth by currently enacted tax legislation 30% for 2023 and 2022. The main differences between book and taxable income are due to the different treatment of provisions for accounting purposes.

b). Summary of Income Tax.

As December 31, 2023 the Company has incurred in tax losses, consequently there is not current income tax due.

c). Summary of Deferred Income Tax.

At March 31, 2024 and March 31, 2023, the Company has not recognized a deferred income tax as mentioned in Note 2. j).

NOTE 10 - CONTINGENCIES

- a) At March 31, 2024 and March 31, 2023, the Company has a potential liability for tax differences in case of discrepancies in the interpretation of the laws applied by the authorities as a result of any revision of the tax returns submitted by the Company.
- b) The impact of the Coronavirus (COVID-19) pandemic is ongoing and while it has been financially positive for the Company up to March 31, 2024, it is not practicable to estimate the potential impact, positive or negative, after the reporting date. The situation is rapidly developing and is dependent on measures imposed by the Mexican Government and other countries, such as maintaining social distancing requirements, quarantine, travel restrictions and any economic stimulus that may be provided.

NOTE 11 - FINANCIAL INSTRUMENTS

a). Value of financial instruments

The amount of cash and marketable securities, accounts receivable, trade payables, accounts payable, and other accrued liabilities approximate their fair value, due to the short term of their due date. In addition, the net value of accounts receivable and taxes recoverable approximate expected cash flows.

b). Concentration of risk

Financial instruments that are potentially subject to an excessive concentration of risk are mainly cash and cash equivalents, accounts receivable, trade payables, and accounts payable. The Company invests its cash surpluses in prestigious institutions. The concentration of credit risk in connection with accounts payable is limited. The monetary risk of the liabilities payable to its creditors is due to the fact that most of those liabilities are denominated in foreign currency (Euro).



NOTE 12 – NEW PRONOUNCEMENTS IN 2022

The Mexican Board (CINIF) released the following MFRS standards effective January 1, 2022:


- a) Section I. Improvements to MFRS that bring accounting changes.
- MFRS B-1 Accounting changes and errors
 - MFRS B-7 Business acquisitions
 - MFRS B-10 Inflation impact
 - MFRS B-15 Foreign currencies translation
 - MFRS B-17 Fair value
 - MFRS C-6 Property plant and equipment
 - MFRS D-3 Labor obligations
- c) Section II. Improvements to MFRS that do not cause accounting changes.
- MFRS B-1 Changes in accounting and correction of error
 - MFRS B-3 Statement of Profit and Loss
 - MFRS B-6 Balance Sheet statement
 - MFRS B-10 Inflation impact
 - MFRS B-15 Foreign currencies translation
 - MFRS B-17 Fair value
 - MFRS C-3 Receivables
 - MFRS C-16 Impairment of financial instruments receivable

The attached financial statements do not recognize the accounting impact from the leasing contracts, which must be registered in accordance with NIF D-5 effective as of the January 1, 2019, in this regard, the rule establishes that an asset for right of use and a liability must be recognized at present value in the short and long term at the beginning of 2019 and the difference between the two must be recognized in the accumulated results. It also establishes that during the 2019 fiscal year, a charge must be booked for the amortization of the right of use, a charge to the integral cost of financing for the interests determined at a risk-free rate and that the rent amount charged to the results must be cancelled. The impact of the deferred income tax and the deferred profits sharing to workers on the right-of-use asset and the lease liability must also be recognized. The Company has not determined the accounting effects that should be recorded, which are estimated to be significant.

NOTE 13 – NEW PRONOUNCEMENTS EFFECTIVE IN FUTURE YEARS

The Mexican Board (CINIF) released the following MFRS standards effective January 1, 2023:

- a) Section I. Improvements to MFRS that bring accounting changes.
- MFRS B-11 Disposal of long-lived assets and discontinued operations
 - MFRS C-11 Stockholders' equity
 - MFRS B-15 Foreign currencies translation



b) Section II. Improvements to MFRS that do not cause accounting changes.

- MFRS B-10 Inflation impact
- MFRS C-2 Financial Instruments
- MFRS C-3 Receivables
- MFRS C-4 Inventories
- MFRS D-6 Borrowing Costs

The Company is evaluating the potential impact of these new pronouncements on its financial statements and disclosures in the explanatory notes. These notes are an integral part of the accompanying financial statements.

Mr. Rajesh Rustagi
Board Director

Mr. Juan Pedro Tabernero
Board Director

Mr. Iñigo Arricaberri de la Iglesia
Plant Manager

